







**1. EXECUTIVE OFFICES**

MAHOGANY VENEER STAINED TO ALBANY CHOCOLATE BROWN  
 TOP THICKNESS THROUGHOUT: 32mm  
 LEGS AND VERTICAL PANELS:  
 FLAT EDGE  
 GLASS: 6mm WITH POLISHED EDGES

ITEM	DESCRIPTION	PICTURE	QTY	UNIT PRICE EXCL VAT	TOTAL
1.1	<p>PANEL LEG DESK WITH HALF DOME LEG, MODESTY PANEL AND <b>BULLET END AS ON LAY-OUT</b> – 2000mm(W) X 800mm(D) X 740mm(H).</p> <p>OPEN L- EXTENSION WITH MODESTY PANEL – 1800mm(W) X 600mm(D) X 740mm(H)</p> <p>WALL UNIT – BASE:                      LOCKABLE 4 DRAWER PEDENZA AND SHELF WITH SILVER ROLLERDOOR. 4 DRAWERS WITH CENTRAL LOCKING. – 1400mm(W) X 800mm(D) X 740mm(H)</p> <p>WALL UNIT TOP:                      2 FRAMED DOUBLE GLASS HINGED DOOR SECTIONS WITH 2 ADJUSTABLE SHELVES – 2000mm(W) X 400mm(D) X 1260mm(H)</p> <p>SILVER WHALEBONE HANDLES ON DRAWERS AND WALL UNITS.</p> <p>DRAWERS NOT TO BE ENCLOSED INSIDE PEDENZA BY ROLLERDOOR.</p>		01	R	R


1.2	<p>ROLLER DOOR SYSTEMS CUPBOARD WITH 3 STEEL SHELVES – 1100mm(W) X 500mm(D) X 1500mm(H). LOCKABLE</p>		01	R	R
1.3	<p>MEETING TABLE WITH DOME BASE – 1200mm(DIA) X 740mm(H)</p>		01	R	R
1.4	<p>CLASSIC DIAMOND HIGH BACK CHAIR</p> <p>SEAT AND BACK BOARD: SINGLE SHELL MANUFACTURED FROM S.A. PINE VENEER, 1.5mm IN THICKNESS. CROSS LAMINATED AND PRESSED ONTO THE CONTOURED SHAPE. THE MINIMUM THICKNESS OF THIS BOARD IS 13MM. ERGONOMICALLY AND AESTHETICALLY DESIGNED BACK REST, CURVED FOR OPTIMUM COMFORT AND IDEAL LUMBER SUPPORT.</p> <p>FOAM: ALL FOAM USED ON THE CHAIRS COMPLIES WITH SABS APPROVAL.</p> <p>SEAT FOAM: DENSITY 28 – 30 KG / M3. HARDNESS FACTOR: 10 – 14 KG / M3.</p> <p>BACK FOAM: DENSITY 17 – 19 KG / M3. HARDNESS FACTOR: 9 – 11 KG / M3.</p> <p>CASTORS: TWIN WHEEL (DUAL ACTION). WHEELS ARE 50MM IN DIAMETER. THE WHEELS ARE PLUG IN TYPE TO ENSURE QUICK AND EASY REPLACEMENT.</p>		01	R	R

	<p>THE PIN INSERT IS OFF-CENTRE TO ENSURE TOTAL MANOEUVRABILITY IN ANY DIRECTION. SABS 1292 COMPLIANT. BLACK IN COLOUR.</p> <p>5-STAR BASE: STEEL 5 TOE BASE. WOOD CAPPING STAINED TO MATCH WOOD COLOUR FOR FURNITURE.</p> <p>MECHANISM: EXECUTIVE KNEE TILT MECHANISM.</p> <p>HEIGHT ADJ: EXECUTIVE GAS CYLINDER. GAS CYLINDER HOUSED INSIDE STEEL TUBE. BLACK POWDER COATED TELESCOPIC DUST COVER.</p> <p>ARM RESTS: CLASSIC DIAMOND ARM IN WOOD STAINED TO MATCH DESKING.</p> <p>UPHOLSTERY: GENIUNE LEATHER. CHOCOLATE BROWN IN COLOUR WITH DIAMOND PATTERN – NO BUTTONS.</p>				
1.5	<p>SEAT AND BACK BOARD: SINGLE SHELL MANUFACTURED FROM S.A. PINE VENEER, 1.5mm IN THICKNESS. CROSS LAMINATED AND PRESSED ONTO THE CONTOURED SHAPE. THE MINIMUM THICKNESS OF THIS BOARD IS 13MM.</p> <p>ERGONOMICALLY AND AESTHETICALLY DESIGNED BACK REST, CURVED FOR OPTIMUM COMFORT AND IDEAL LUMBER SUPPORT.</p> <p>FOAM: ALL FOAM USED ON THE CHAIRS COMPLIES WITH SABS APPROVAL.</p> <p>SEAT FOAM: DENSITY 28 – 30 KG / M3. HARDNESS FACTOR: 10 – 14 KG / M3.</p> <p>BACK FOAM: DENSITY 17 – 19 KG / M3. HARDNESS FACTOR: 9 – 11 KG / M3.</p> <p>SLEIGH BASE: LAMINATED SLEIGH BASE STAINED TO MATCH DESK WITH A CHROME CROSS BAR.</p> <p>UPHOLSTERY: GENIUNE LEATHER. CHOCOLATE BROWN IN COLOUR. STITCHING DETAIL AS SHOWN IN PICTURE – NO BUTTONS.</p>		04	R	R
1.6	HAT & COAT STAND – 1500mm(H)		01	R	R




1.7	<p>3 TIER LETTERTRAY WITH CHROME RISERS</p> <p>(PICTURE SHOWS 2-TIER WITH BRASS RISERS – PLEASE SEE SPEC)</p>		01	R	R
1.8	<p>TAPERED WASTE BIN – 240 X 240 X 300mm(H)</p>		01	R	R
<b>SUB-TOTAL EXCLUSIVE OF VAT</b>					

## 2. PA WORKSTATIONS

MAHOGANY VENEER STAINED TO ALBANY CHOCOLATE BROWN  
 TOP THICKNESS THROUGHOUT: 32mm  
 LEGS AND VERTICAL PANELS:  
 FLAT EDGE  
 GLASS: 6mm WITH POLISHED EDGES

ITEM	DESCRIPTION	PICTURE	QTY	UNIT PRICE EXCL VAT	TOTAL
2.1	<p>RECTANGULAR PANEL LEG DESK , MODESTY PANEL TO FLOOR – 1800mm(W) X 800mm(D) X 740mm(H).</p> <p>3 DRAWER MOBILE PEDESTAL WITH CENTRAL LOCKING.</p> <p>OPEN L- EXTENSION WITH MODESTY PANEL – 1800mm(W) X 600mm(D) X 740mm(H)</p> <p>WALL UNIT – BASE:                      LOCKABLE ROLLERDOOR CREDENZA AND SHELF WITH SILVER ROLLERDOOR - 1200mm(W) X 800mm(D) X 740mm(H)</p> <p>WALL UNIT TOP:                      2 FRAMED DOUBLE GLASS HINGED DOOR SECTIONS WITH 2 ADJUSTABLE SHELVES – 1800mm(W) X 400mm(D) X 1260mm(H)</p> <p>SILVER WHALEBONE HANDLES ON DRAWERS AND WALL UNITS.</p>		01	R	R

2.2	<p>4 DRAWER FILING CABINET- 450mm(W) X 500mm(D) X 1250mm(H)</p> <p>TOP: 32mm WITH FLAT EDGE. PLINTH: 32mm WITH FLAT BLACK EDGE</p>		01	R	R
2.3	<p>HIGH BACK OPERATORS CHAIR – NO STITCHING</p> <p>SEAT AND BACK BOARD: SPLIT SHELL MANUFACTURED FROM S.A. PINE VENEER, 1.5mm IN THICKNESS. CROSS LAMINATED AND PRESSED ONTO THE CONTOURED SHAPE. THE MINIMUM THICKNESS OF THIS BOARD IS 13mm.</p> <p>ERGONOMICALLY AND AESTHETICALLY DESIGNED BACK REST, CURVED FOR OPTIMUM COMFORT AND IDEAL LUMBER SUPPORT.</p> <p>FOAM: ALL FOAM USED ON THE CHAIRS COMPLIES WITH SABS APPROVAL.</p> <p>SEAT FOAM: DENSITY 28 – 30 KG / M3. HARDNESS FACTOR: 10 – 14 KG / M3.</p> <p>BACK FOAM: DENSITY 17 – 19 KG / M3. HARDNESS FACTOR: 9 – 11 KG / M3.</p> <p>CASTORS: TWIN WHEEL (DUAL ACTION). WHEELS ARE 50MM IN DIAMETER. THE WHEELS ARE PLUG IN TYPE TO ENSURE QUICK AND EASY REPLACEMENT. THE PIN INSERT IS OFF-CENTRE TO ENSURE TOTAL MANOEUVRABILITY IN ANY DIRECTION. SABS 1292 COMPLIANT. BLACK IN COLOUR.</p> <p>5-STAR BASE: CHROME.</p> <p>MECHANISM: SYNCHRO MECHANISM LOCKABLE IN 5 POSITIONS.</p> <p>HEIGHT ADJ: EXECUTIVE GAS CYLINDER. GAS CYLINDER HOUSED INSIDE STEEL TUBE. BLACK POWDER COATED TELESCOPIC DUST COVER.</p> <p>ARM RESTS: CHROMED WISHBONE ARM RESTS WITH BLACK PU ARM PAD.</p> <p>UPHOLSTERY: BACKREST: WW 1811/04 (STRIPED). SEAT: WW 471/02 (PLAIN BROWN).</p>		01	R	R

<p>2.4</p>	<p>QUEEN ANNE WINGBACK.</p> <p>UPHOLSTERED IN CHOC BROWN LEATHER WITH LEATHER COVERED BUTTONS ON BACKREST. FEET STAINED TO MATCH FURNITURE IN EXECUTIVE AREAS</p> <p>860mm(W) X 850mm(D) X 1000mm(H)  SEAT WIDTH: 470mm  SEAT DEPTH: 570mm</p> <p>UPHOLSTERY: CHOCOLATE BROWN GENUINE LEATHER</p>		<p>02</p>	<p>R</p>	<p>R</p>
<p>2.5</p>	<p>SIDE TABLE STAINED TO MATCH FURNITURE – 450mm(DIA) X 500mm(H)</p>		<p>01</p>	<p>R</p>	<p>R</p>
<p>2.6</p>	<p>CACTUS HAT &amp; COAT STAND IN SILVER</p>		<p>01</p>	<p>R</p>	<p>R</p>

2.7	<p>STEEL LETTERTRAY:      3 TIER</p> <p>STEEL, POWDER COATED IN SILVER</p> <p>SQUARE PERFORATION</p>		01	R	R
2.8	<p>PAPERCUBE HOLDER:      STEEL, POWDER COATED IN SILVER</p> <p>SQUARE PERFORATION</p> <p>73mm(W) X 73mm(D) X 110mm(H)</p>		01	R	R
2.9	<p>WASTE BINS:              STEEL, POWDER COATED IN SILVER</p> <p>SQUARE PERFORATION</p> <p>240mm(DIA) X 300mm(H)</p>		01	R	R
<b>SUB-TOTAL EXCLUSIVE OF VAT</b>				R	







### 3. OPEN PLAN DESKING SYSTEM

SINGLE FACE BOARD. MELAWOOD WITH WATERPROOF BACKER.  
 COLOUR: AFRICAN WENGE  
 TOP THICKNESS: 32mm  
 FLAT SELFCOLOUR EDGE  
 HANDLES ON FILING FACILITY: SILVER WHALEBONE  
 COLOUR OF LEGS: SILVER

ITEM	DESCRIPTION	PICTURE / DRAWING	QTY	UNIT PRICE EXCL VAT	TOTAL
3.1	WORKSTATION MADE UP AS FOLLOWS:  1 X CORE TOP - 1200 X 1200 X 600 X 600mm 1 X RETICULATED STEEL LEGS – 76mm 1 X PANEL LEG (400 WIDE) 2 X LARGE LINKING PLATES (BRACKETS)		76	R	R
3.2	1 X EXTENSION TOP – 600 X 600mm (ABOVE DRAWER UNIT)		73	R	R
3.3	1 X EXTENSION TOP – 1200 X 600mm WITH LINKING PLATES		15	R	R

3.4	1 X EXTENSION TOP – 800 X 600mm WITH LINKING PLATES		05	R	R
3.5	1 X EXTENSION TOP – 400 X 600mm WITH LINKING PLATES		03	R	R
3.6	1 X 3-DRAWER DESK HIGH PEDESTAL WITHOUT TOP – 400mm(W) X 500mm(D) X 700mm(H) WITH PEN & PENCIL TRAY AND DEEP FILER – ALL LOCKABLE		74	R	R
3.6	<p>HIGH BACK CHAIR:</p> <p>TECHNO 800 HIGH BACK CHAIR. BLACK PU FLEXIBLE ARMS. PASSIVE SYNCHRO MECHANISM WITH 5 POSITION LOCK. GAS HEIGHT ADJUSTMENT. 5-STAR CHROME BASE WITH HEAVY DUTY CASTERS</p> <p>UPHOLSTERY: BACKREST: WW 1811/04 (STRIPED). SEAT: WW 471/02 (PLAIN BROWN)</p>		74	R	R
3.6	1200 DIA ROUND MEETING TABLE WITH 32mm TOP AND CHROME DOME LEG		01	R	R

3.9	<p>T900 VISITOR CHAIR WITH INTEGRAL CHROME FRAME UPHOLSTERY:  BACKREST: WW 1811/04 (STRIPED).  SEAT: WW 471/02 (PLAIN BROWN)</p>		04	R	R
3.10	<p>ROLLER DOOR SYSTEMS CUPBOARD WITH 3 STEEL SHELVES – SILVER ROLLER DOOR - LOCKABLE</p> <p>TOP: 32mm WITH FLAT EDGE. PLINTH: 32mm WITH FLAT BLACK EDGE.  BACK: 16mm SINGLE FACE BOARD. 3 POINT LOCK – 1200mm(W) X 500mm(D) X 1500mm(H)</p>		07	R	R
3.11	<p>WASTE BINS:</p> <p>STEEL, POWDER COATED IN SILVER SQUARE PERFORATION 240mm(DIA) X 300mm(H)</p>		74	R	R
3.12	<p>LARGE WASTE BIN:</p> <p>STEEL, POWDER COATED IN SILVER WITH FUNNEL TOP, AND PLASTIC LINER – 340mm(DIA) X 600mm(H)</p>		03	R	R
3.13	<p>WORKTOP WITH NON-RETICULATED POLE LEGS. SIZE 3900mm X 600mm</p>		01	R	R


3.14	L-SHAPED WORKTOP WITH NON-RETICULATED POLE LEGS. SHORT SIDE SIZE 1700mm X 600mm, LONG SIDE 2500mm X 600mm. (CAN BE 2 X SEPARATE TOPS)		01	R	R
<b>SUB-TOTAL EXCLUSIVE OF VAT</b>				R	


**4. RETICULATED SCREENING SYSTEM FOR ADMINISTRATION WORKSTATIONS**

6mm MDF BOARD (2 x 3mm PANELS)  
 FOAM THICKNESS: 5mm  
 COMPLETE SCREEN THICKNESS: 50 – 80mm DEPENDING ON MANUFACTURER  
 SINGLE EXTRUDED ALUMINIUM FRAME  
 FRAME DEPTH: 38mm  
 TOP COVER STRIP: BLACK PVC  
 BLACK ABS PLASTIC COVERING SCREEN TO SCREEN CONNECTION POINT

RETICULATION: FULLY INTEGRATED BUILT-IN SYSTEM IN SCREEN. THIS SYSTEM MUST BE EQUIPPED WITH SOLID SEPERATION BRACKET (SHELF) LOCATED INSIDE THE RETICULATION SYSTEM SEPERATING POWER CABLING FROM IT CABLING. AN ADDITIONAL CHANNEL MUST BE INSTALLED FOR THE DATA CABLING AS THERE ARE UP TO 16 DATA CABLES TO BE ACCOMMODATED IN EACH RUN

CONNECTOR POLES TO MAKE PROVISION FOR CABLE ACCESS AS WELL




ITEM	DESCRIPTION	PICTURE / DRAWING	QTY	UNIT PRICE EXCL VAT	TOTAL
4.1	FLOOR BASED DOUBLE SIDED RETICULATED SCREEN – 1600mm(H) X 1200mm (W) FABIC PANEL TO HEIGHT OF 1200mm GLASS PANEL 400mm HIGH ABOVE FABRIC PANEL RETICULATION AT FLOOR LEVEL UPHOLSTERED IN WW STRATA: 471-02		40	R	R
4.2	FLOOR BASED SINGLE SIDED RETICULATED SCREEN – 1600mm(H) X 1200mm (W) FABIC PANEL TO HEIGHT OF 1200mm GLASS PANEL 400mm HIGH ABOVE FABRIC PANEL RETICULATION AT FLOOR LEVEL UPHOLSTERED IN WW STRATA: 471-02		32	R	R

4.3	FLOOR BASED NON-RETICULATED SCREEN – 1600mm(H) X 1200mm (W) FABIC PANEL TO HEIGHT OF 1200mm GLASS PANEL 400mm HIGH ABOVE FABRIC PANEL UPHOLSTERED IN WW STRATA: 471-02		23	R	R
4.4	FLOOR BASED SINGLE-RETICULATED SCREEN – 1600mm(H) X 600mm (W) FABIC PANEL TO HEIGHT OF 1200mm GLASS PANEL 400mm HIGH ABOVE FABRIC PANEL UPHOLSTERED IN WW STRATA: 471-02		06	R	R
4.5	FLOOR BASED NON-RETICULATED SCREEN – 1600mm(H) X 600mm (W) FABIC PANEL TO HEIGHT OF 1200mm GLASS PANEL 400mm HIGH ABOVE FABRIC PANEL UPHOLSTERED IN WW STRATA: 471-02		06	R	R
4.6	FLOOR BASED SINGLE-RETICULATED SCREEN – 1600mm(H) X 800mm (W) FABIC PANEL TO HEIGHT OF 1200mm GLASS PANEL 400mm HIGH ABOVE FABRIC PANEL UPHOLSTERED IN WW STRATA: 471-02		05	R	R
4.7	FLOOR BASED SINGLE-RETICULATED SCREEN – 1600mm(H) X 400mm (W) FABIC PANEL TO HEIGHT OF 1200mm GLASS PANEL 400mm HIGH ABOVE FABRIC PANEL UPHOLSTERED IN WW STRATA: 471-02		03	R	R
4.8	UNIVERSAL 2/3/4-WAY CONNECTOR POLE FOR VARIOUS ANGLES JOINING OF SCREENS – 1600mm(H)	NO IMAGE	19	R	R
4.9	ADDITIONAL BRACKETS, LINKING PLATES, WALL STARTERS ETC REQUIRED TO COMPLETE THE SCREEN INSTALLATION	NO IMAGE	01	R	R


4.10	<p>PLUG-SETS (INDICATED AS CC ON PLAN): 1 DEDICATED SOCKET – WIRED, 2 X NORMAL SOCKET – WIRED, 1 X 2-PIN EURO PLUG, 2 X VOICE / DATE SOCKETS WITH FACE PLATES – NOT WIRED.</p> <p>SUPPLIER TO INSTALL THESE PLUGSETS AND TO CONNECT TO THE POWER SKIRTING. ENSURE THAT ELECTRICAL CABLES ARE LONG ENOUGH TO REACH EACH DESK.</p>	NO IMAGE	76	R	R
4.11	<p>PLUG-SETS (INDICATED AS CC1 ON PLAN) 1 X NORMAL SOCKET – WIRED, 2 X VOICE / DATE SOCKETS WITH FACE PLATES – NOT WIRED.</p> <p>SUPPLIER TO INSTALL THESE PLUGSETS AND TO CONNECT TO THE POWER SKIRTING. ENSURE THAT ELECTRICAL CABLES ARE LONG ENOUGH TO REACH EACH DESK.</p>	NO IMAGE	27	R	R
<b>SUB-TOTAL EXCLUSIVE OF VAT</b>				R	

**5. CHILL AREA**

MAHOGANY VENEER STAINED TO ALBANY CHOCOLATE BROWN  
 TOP THICKNESS THROUGHOUT: 32mm  
 LEGS AND VERTICAL PANELS:  
 FLAT EDGE


ITEM	DESCRIPTION	PICTURE / DRAWING	QTY	UNIT PRICE EXCL VAT	TOTAL
5.1	ROUND CANTEEN TABLE – 700mm(DIA) X 740mm(H)		04	R	R
5.2	CANTEEN CHAIR		16	R	R
5.3	LARGE WASTE BIN: STEEL, POWDER COATED IN SILVER WITH FUNNEL TOP, AND PLASTIC LINER – 340mm(DIA) X 600mm(H)		01	R	R



5.4	HD LED SCREEN – 52” SAMSUNG		01	R	R
5.5	WALL MOUNT BRACKET	NO IMAGE	01	R	R
<b>SUB-TOTAL EXCLUSIVE OF VAT</b>				R	

**6. STORE ROOM**

MAHOGANY VENEER STAINED TO ALBANY CHOCOLATE BROWN  
 TOP THICKNESS THROUGHOUT: 32mm  
 LEGS AND VERTICAL PANELS:  
 FLAT EDGE

ITEM	DESCRIPTION	PICTURE / DRAWING	QTY	UNIT PRICE EXCL VAT	TOTAL
6.1	OPEN STEEL SHELVING UNIT WITH CORNER GUSSETS, BACK AND SIDE BRACES, 1910 (H) X 914mm (W) X 450mm (D) WITH 5 SHELVES IN MEDIUM GREY		22	R	R
<b>SUB-TOTAL EXCLUSIVE OF VAT</b>				R	

**SUMMARY OF PRICE SCHEDULE – FIRM PRICES:**

Note: Only firm prices will be accepted. Non-firm prices (including prices subject to rate exchange variations) will not

be considered

<b>NAME OF BIDDER</b>	
<b>BID NUMBER</b>	
<b>CLOSING TIME</b>	

**PRICES TO BE INCLUSIVE OF VAT**

<b>ITEM</b>	<b>DESCRIPTION</b>	<b>Bid price in RSA currency (incl VAT)</b>
1	EXECUTIVE FURNITURE	R
2	PA WORKSTATION	R
3	ADMIN WORKSTATIONS – OPEN PLAN	R
4	SCREENING SYSTEM	R
5	CHILL AREA	R
6	STORE ROOM	R
<b>GRAND TOTAL (VAT INCLUDED)</b>		R

Further details of the proposed fee structure can be attached over and above the information given in the above table. Offer to be valid for a period of 90 days from the closing date of the bid

<b>Required at:</b>	<b>GPAA 2<sup>ND</sup> floor</b>
<b>Address:</b>	<b>34 Hamilton St, Pretoria</b>
<b>Does the offer comply with the specifications?</b>	<b>*Yes / No</b>
<b>Period for delivery?</b>	
<b>Confirmation of prices?</b>	<b>Fixed / Non-fixed</b>

Note: all delivery and installation costs must be included in the bid price for delivery at the prescribed destination (\* Delete if not applicable)

**SURVEY QUESTIONNAIRE:**

**(VENDOR FOR SUPPLY SERVICES)**

**THIS QUESTIONNAIRE SHOULD NOT BE COMPLETED BY BIDDER**

**THE BIDDER'S CLIENTS SHOULD COMPLETE THIS QUESTIONNAIRE AS REFERENCE FOR WORK DONE FOR THEM BY THE BIDDER**

**FORMS COMPLETED BY BIDDER WILL RESULT IN IMMEDIATE DISQUALIFICATION FROM THIS BID**

**THE BIDDER IS REQUIRED TO SUBMIT 5 OF THESE COMPLETED FORMS WITH ATTACHED REFERENCE LETTERS**

**NAME OF BIDDER:** \_\_\_\_\_

**BID NUMBER:** \_\_\_\_\_

THE GPAA is implementing a process that collects past performance information on firms and their key personnel. The information will be used to assist the committee in the selection of firms to perform the supply and installation furniture for the GPAA

The above firm has listed you as a client for which they have previously performed work. We would appreciate you taking the time to complete the survey.

Rate each of the criteria on a scale of 1 – 10, with 10 representing that you were very satisfied (meaning that you would hire the firm / individual again) and 1 representing that you were very unsatisfied (meaning that you would not hire the firm / individual again)

Rate each of the criteria to the best of your knowledge. If you do not have sufficient knowledge of past performance in a particular area then leave it blank.

COMPLETE THE SURVEY QUESTIONNAIRE BELOW

**THIS QUESTIONNAIRE SHOULD NOT BE COMPLETED BY THE BIDDER  
THE BIDDER'S CLIENTS SHOULD COMPLETE THIS QUESTIONNAIRE AS REFERENCE FOR WORK DONE FOR THEM BY THE BIDDER  
FORMS COMPLETED BY BIDDER WILL RESULT IN IMMEDIATE DISQUALIFICATION FROM THIS BID**

ITEM	DUE DILIGENCE EVALUATION	SCORE 1 - 10	RATING
1	ABILITY TO MANAGE THE PROJECT COST (MINIMIZE CHANGE ORDERS)	1 - 10	
2	ABILITY TO MAINTAIN / ADHERE TO BUSINESS TIMES (COMPLETE / DELIVER ON TIME OR EARLY)	1 - 10	
3	QUALITY OF SERVICES PROVIDED (IMPACT OF PRODUCT OR SERVICES)	1 - 10	
4	PROFESSIONALISM AND ABILITY TO MANAGE (INCLUDES RESPONSES PROMPTLY TO CUSTOMERS)	1 - 10	
5	COMMUNICATION, EXPLANATION OF RISK, AND DOCUMENTATION	1 - 10	
6	ABILITY TO FOLLOW THE USER'S RULES, REGULATIONS AND REQUIREMENTS	1 - 10	
7	OVERALL CUSTOMER SATISFACTION AND COMFORT LEVEL IN HIRING VENDOR / INDIVIDUAL AGAIN	1 - 10	

\_\_\_\_\_

\_\_\_\_\_

(NAME OF COMPANY BEING RATED)

\_\_\_\_\_

\_\_\_\_\_

(NAME OF PERSON COMPLETING THE SURVEY)

\_\_\_\_\_

\_\_\_\_\_

(CONTACT NUMBER OF PERSON COMPLETING THE SURVEY)

\_\_\_\_\_

\_\_\_\_\_

(REPRESENTATIVE OF COMPANY BEING RATED)

\_\_\_\_\_

\_\_\_\_\_

(COMPANY NAME OF PERSON COMPLETING THE SURVEY)

\_\_\_\_\_

\_\_\_\_\_

(E-MAIL ADDRESS OF PERSON COMPLETING THE SURVEY)

\_\_\_\_\_

(CLIENT COMPANY STAMP)