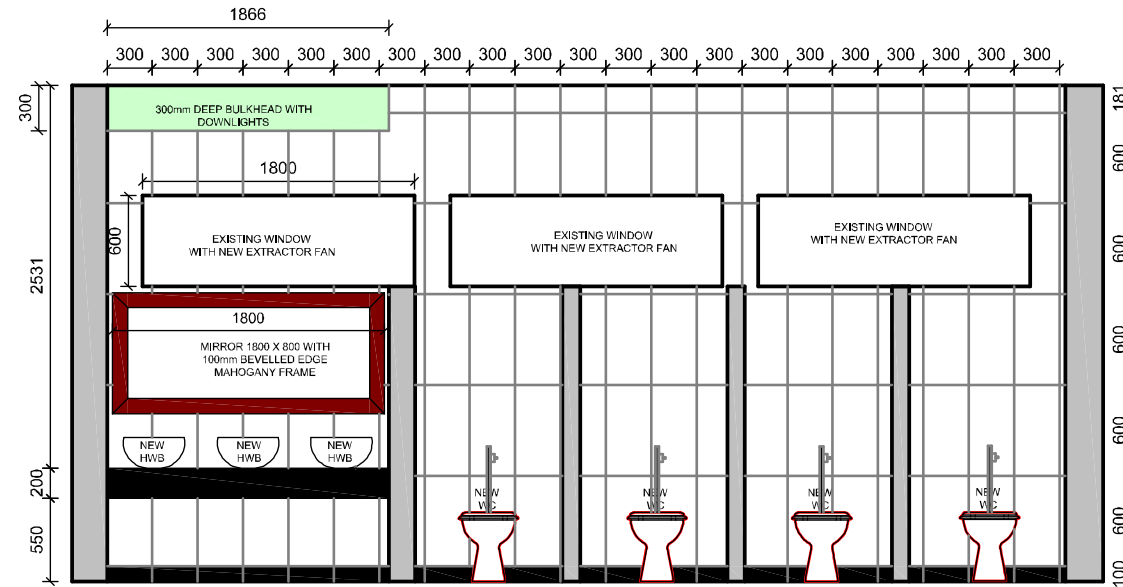
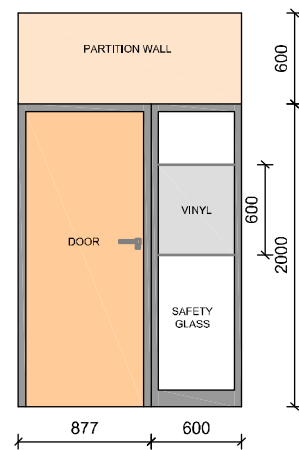


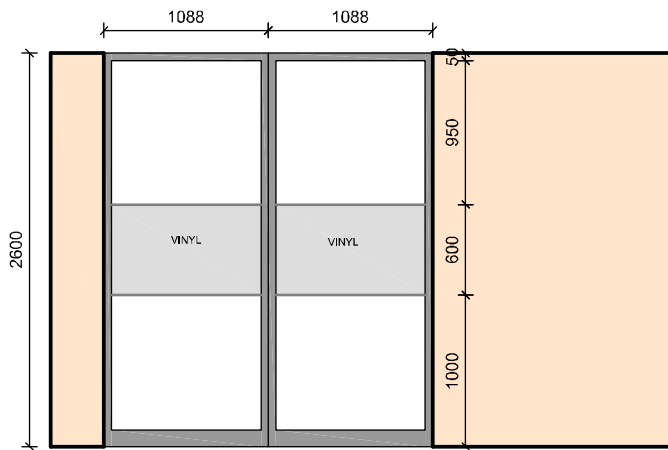
BATHROOM WALL DETAIL 1



BATHROOM WALL DETAIL 2 (LADIES)



W1



W2

SHOPFRONT DETAILS

KEY TO SYMBOLS:

EXISTING BRICK WALLS	NEW WINDOW IN ALU FRAME 2600H X 2175W WITH 600mm HIGH VINYL STRIP	EXIST 3-CHANNEL P/SKIRTING TO BE REMOVED
EXISTING PARTITION WALLS	DOUBLE SWITCH SOCKET 16 AMP	EXIST 3-CHANNEL P/SKIRTING INSTALLED AT GROUND LEVEL
NEW DRY WALL UP TO CEILING HEIGHT OF 2600mm	SINGLE SWITCH SOCKET 16 AMP	NEW ISOLATOR
EXISTING WALLS TO BE DEMOLISHED	SINGLE SWITCH SOCKET 16 AMP INSTALLED IN CEILING VOID	POP-UP IN DESK CONSISTS OF: 2 X NORMAL (WHITE) PLUGS 2 X DEDICATED (RED) PLUGS 1 X DATA POINT 1 X 2-PIN EURO PLUG
RE-INSTALL EXISTING STANDARD HEIGHT DOOR 2000 IN ALU FRAME	SINGLE RED DEDICATED SWITCH SOCKET 16 AMP	DATA POINT
NEW GLASS & ALU DOUBLE DOOR 2600mm IN ALU FRAME WITH H/DUTY DOOR CLOSER	DOUBLE RED DEDICATED SWITCH SOCKET 16 AMP	BIOMETRIC READER
NEW WINDOW IN ALU FRAME 2000H X 600W WITH 600mm HIGH VINYL STRIP	SINGLE RED DEDICATED SWITCH SOCKET 16 AMP INSTALLED IN CEILING VOID	

FLOOR FINISHES:

NEW FULL CARPET SERENGETI, COLOUR - BLACK WITH BITUMEN BACK
NEW CARPET TILES NEXUS BELGOTEX NEXBAC B/BERPOINT 920 WITH BITUMEN BACK, COLOUR: MINK BORDER 500mm WIDE
NEW CARPET TILES NEXUS BELGOTEX NEXBAC B/BERPOINT 920 WITH BITUMEN BACK, COLOUR: MALI
NEW PORCELAIN FLOOR TILES SIZE 500 X 500mm COLOUR: BEIGE

WALL FINISHES:

MERANTI DADO RAIL STAINED MAHOGANY, INSTALLED 850mm AFFL PLASCON CASHMERE INTERIOR ABOVE RAIL - IVORY WHITE Y4-B2-3 BELOW RAIL - CITY FOG GR-N01
PLASCON CASHMERE INTERIOR IVORY WHITE Y4-B2-3
CERAMIC WALL TILES 600 X 600 SEE DETAIL LAYOUTS
25mm PERFORATED NATURAL ALUMINIUM VENETIAN BLIND

NOTES:
EXISTING WINDOW FRAMES TO BE PAINTED WHITE. INSIDE AND OUTSIDE

GENERAL NOTES:

PLEASE TAKE NOTE THAT THESE PLANS MUST BE READ IN CONJUNCTION WITH THE GPAA TENDER DOCUMENT

GENERAL NOTES:

CONTRACTORS AND SUB-CONTRACTORS ARE TO CHECK ALL DIMENSIONS AND LEVELS ON SITE BEFORE COMMENCING WITH WORK OR CUTTING OF MATERIALS

WRITTEN DIMENSIONS TAKE PREFERENCE OVER SCALED DIMENSIONS

GPAA IS TO BE NOTIFIED OF ANY VARIATIONS TO THIS PLAN PRIOR TO COMMENCEMENT OF WORK

THIS DRAWING IS THE COPYRIGHT OF GPAA AND MAY NOT BE USED FOR ANY PURPOSE WHATSOEVER WITHOUT WRITTEN APPROVAL FROM GPAA

ALL WORK TO COMPLY WITH THE BUILDING REGULATIONS SANS 10400 AND APPROVED MUNICIPAL BYLAWS

the gpaa
Department: Government Pensions Administration Agency
REPUBLIC OF SOUTH AFRICA

Project: **BLOCK H 1ST FLOOR HR NEW LAYOUT**

Drawing Title: **BATHROOM & SHOPFRONT DETAIL LAYOUT**

Date:	Drawn by:	Scale:
2013/12/17	SR	1:100 ON A1
Project Number:	Rev no:	Drawing Number
GPAA-15	1	14-01

HR - PROPOSED NEW LAYOUT