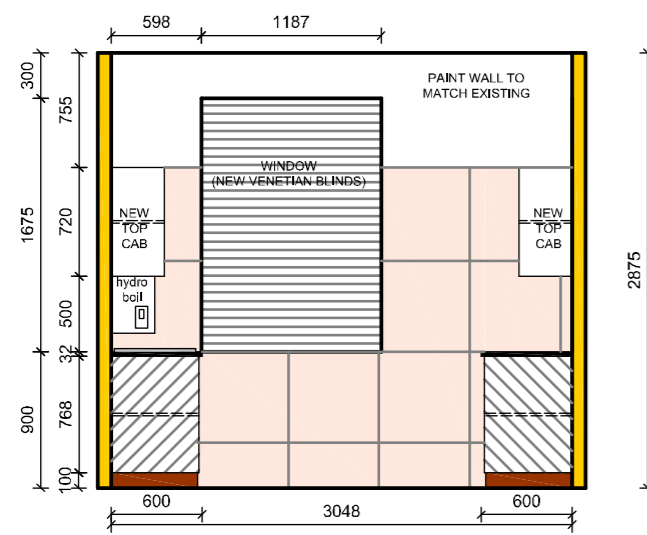
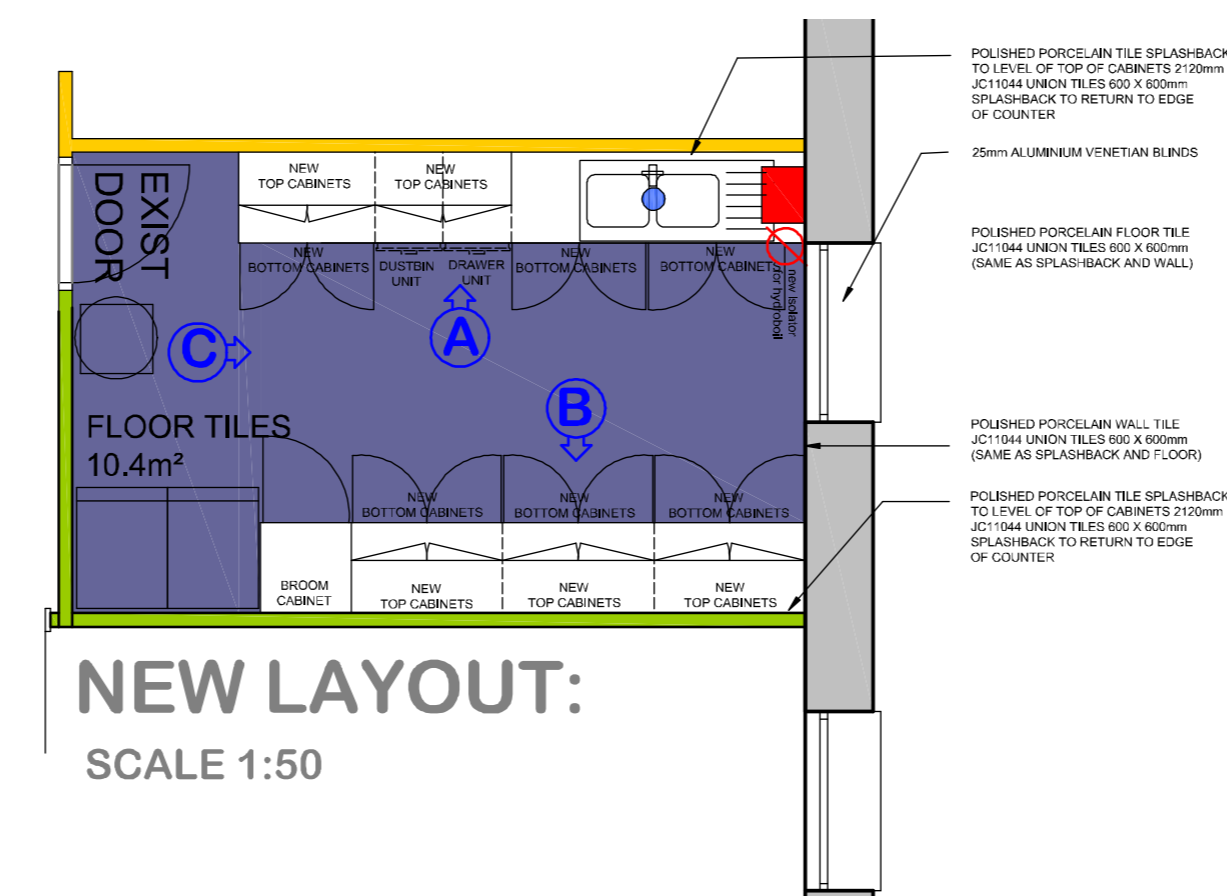


VIEW A:
SCALE 1:50

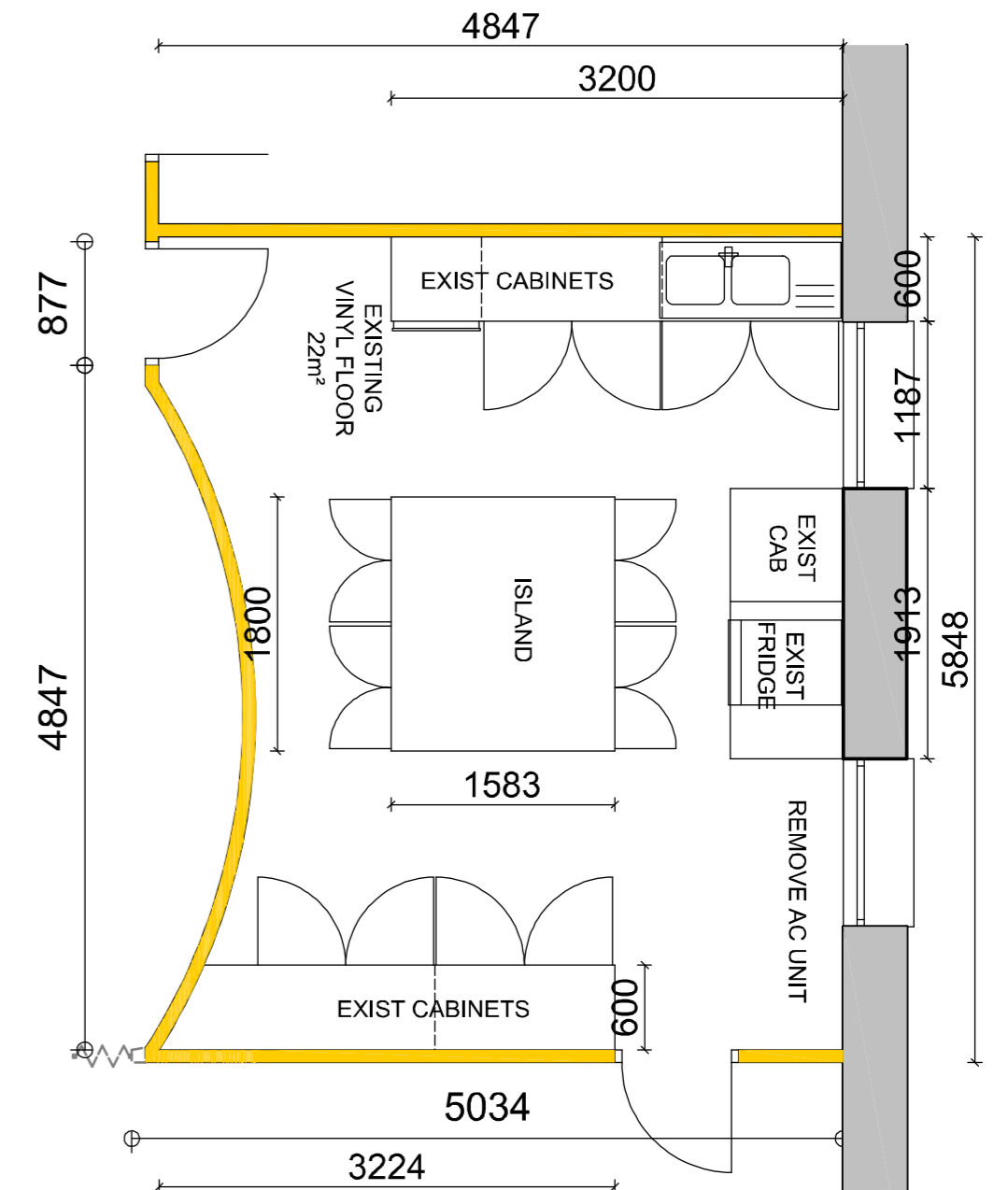
VIEW B:
SCALE 1:50



VIEW C:
SCALE 1:50



NEW LAYOUT:
SCALE 1:50



EXISTING LAYOUT:
SCALE 1:50

KEY TO SYMBOLS:	ELECTRICAL NOTES:	FLOOR FINISHES:	WALL FINISHES:	GENERAL NOTES:	GENERAL NOTES:												
<p>EXISTING BRICK AND DRY WALLS</p> <p>NEW DRY WALL UP TO CEILING HEIGHT OF 2875mm</p> <p>D1 NEW DOUBLE SOLID DOOR 2600mm HIGH IN ALM FRAME MAHOGANY VENEER</p> <p>D2 NEW WOOD VENEER DOOR FOR DB AND DATA CABINET</p>	<p>DATA POINT</p> <p>E1 DOUBLE SWITCH SOCKET 16 AMP</p> <p>E2 SINGLE SWITCH SOCKET 16 AMP</p> <p>E3 SINGLE SWITCH SOCKET 16 AMP INSTALLED IN CEILING VOID</p> <p>E4 SINGLE RED DEDICATED SWITCH SOCKET 16 AMP</p> <p>E5 DOUBLE RED DEDICATED SWITCH SOCKET 16 AMP</p>	<p>NEW 3-CHANNEL POWER SKIRTING AT GROUND LEVEL</p> <p>NEW ISOLATOR</p> <p>POP-UP IN DESK CONSISTS OF: 2 X NORMAL (WHITE) PLUGS 2 X DEDICATED (RED) PLUGS 1 X DATA POINT 1 X 2-PIN EURO PLUG</p> <p>NEW FULL CARPET SERENGETI, COLOUR - BLACK WITH BITUMEN BACK</p> <p>NEW PORCELAIN FLOOR TILES SIZE 500 X 500mm COLOUR: BEIGE</p> <p>NEW BELGOTEX VINYL TILE COLOUR: MAHOGANY</p>	<p>NEW FULL HEIGHT WOOD VENEER PANELLING SEE DETAIL DRAWING</p> <p>WALL PAINT PLASCON ACACIA Y4-B2-2 OR SIMILAR TO MATCH EXISTING</p>	<p>PLEASE TAKE NOTE THAT THESE PLANS MUST BE READ IN CONJUNCTION WITH THE GPAA TENDER DOCUMENT</p>	<p>CONTRACTORS AND SUB-CONTRACTORS ARE TO CHECK ALL DIMENSIONS AND LEVELS ON SITE BEFORE COMMENCING WITH WORK OR CUTTING OF MATERIALS</p> <p>WRITTEN DIMENSIONS TAKE PREFERENCE OVER SCALED DIMENSIONS</p> <p>GPAA IS TO BE NOTIFIED OF ANY VARIATIONS TO THIS PLAN PRIOR TO COMMENCEMENT OF WORK</p> <p>THIS DRAWING IS THE COPYRIGHT OF GPAA AND MAY NOT BE USED FOR ANY PURPOSE WHATSOEVER WITHOUT WRITTEN APPROVAL FROM GPAA</p> <p>ALL WORK TO COMPLY WITH THE BUILDING REGULATIONS SANS 10400 AND APPROVED MUNICIPAL BYLAWS</p>												
<p>BATELEUR - NEW KITCHEN LAYOUT</p>																	
<p>the gpaa Department: Government Pensions Administration Agency REPUBLIC OF SOUTH AFRICA</p> <p>Project: BLOCK G 2ND FLOOR PROPOSED LAYOUT</p> <p>Drawing Title: PROPOSED KITCHEN LAYOUT</p> <table border="1"> <tr> <td>Date:</td> <td>Drawn by:</td> <td>Scale:</td> </tr> <tr> <td>2013/09/16</td> <td>SR</td> <td>1:50 ON A2</td> </tr> <tr> <td>Project Number:</td> <td>Rev no:</td> <td>Drawing Number:</td> </tr> <tr> <td>GPAA-06</td> <td>0</td> <td>8001</td> </tr> </table>						Date:	Drawn by:	Scale:	2013/09/16	SR	1:50 ON A2	Project Number:	Rev no:	Drawing Number:	GPAA-06	0	8001
Date:	Drawn by:	Scale:															
2013/09/16	SR	1:50 ON A2															
Project Number:	Rev no:	Drawing Number:															
GPAA-06	0	8001															